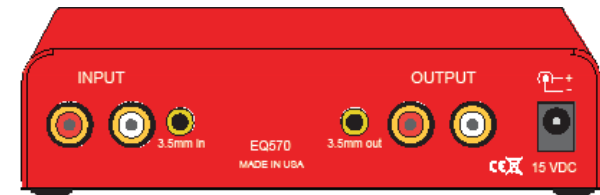
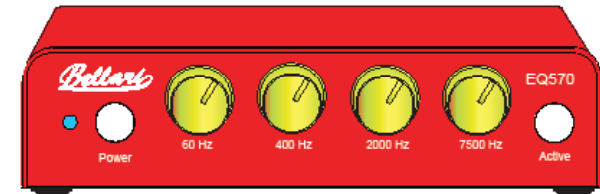


What's in the box?

- 1 - EQ570 proudly made in USA
- 1 - 15V power supply PN PS27s
- 1 - This owners manual
- 1 - Love for audio, Decades of experience building and designing
- 0 - Efforts to change the minds of audiophiles

Bellari

EQ570 Audio Equalizer



SPECIFICATIONS:

Input Impedance:	47k
Output Impedance:	47 ohms
Frequency Response:	5Hz to 154kHz
Adjustment:	+/-12dB for 60Hz and 7500Hz +/-6dB for 400Hz and 2000Hz
THD:	.003% @ 1KHz
S/N Ratio:	>100 dB unweighted
PWR:	15 VDC
Size:	5.5"w x 3.5"d x 1.25"h
Weight:	.8 lbs
Indicator:	1 Power LED

Bellari

Bellari
Salt Lake City, UT
3/19

Connection guide

Thank you for purchasing the Bellari EQ570. We spent a considerable amount of time designing and developing the EQ570. We hope you enjoy using the EQ570, and that it makes listening to your music collection rewarding. We sincerely appreciate the opportunity to build a product for you and participate in your love of quality music and sound. We love what we do and we're happy to help. All Bellari products are hand built in Salt Lake City, Utah by people who care about high quality music.

INTRODUCTION

The EQ570, whether you are using it as a phono, DAC or CD equalizer. At every design stage we focused on one thing, sound quality.

OPERATION - CONNECTION

The EQ570 can be used in many places for audio improvement.

-Simply plug your source (phone, tablet, DAC, CD player or other player) into the EQ570 then out of the EQ570 to your preamplifier or headphone amplifier.

-It can fill the role of a turntable only EQ for your system. From your phono pre/ stage to the EQ570 then out to your preamp. You must use a phono pre/stage with the EQ570 for your turntable.

-It also can act as a whole system EQ by plugging the output of your preamp into the EQ570 then out to your amplifier.

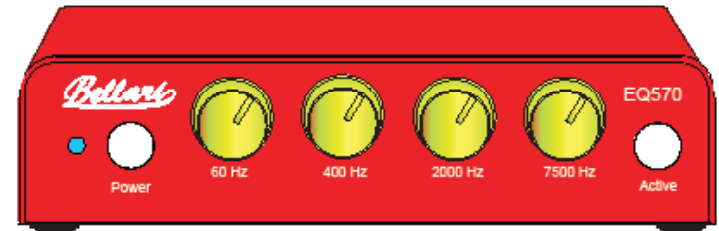
Where to set the frequency controls? The simple answer is where ever you feel your system sounds best. For any part of your music selection that is to low or too strong adjust the control for that area and enjoy.

FRONT PANEL

FREQUENCY CONTROLS: Adjusts the level of signal at the labeled frequency. At the half way position the signal is at unity gain meaning that the signal is not cut or boosted, it is flat at the half way position.

ACTIVE: When in - the EQ is active. When out - the original unaltered signal is sent out. It is a true bypass direct out design.

POWER: Main power switch for the unit. (with the "active switch out" the EQ570 will pass the original unaltered signal without any power required).



REAR PANEL

RCA OUTPUT: For connection to your preamplifier, amplifier or other device.

RCA INPUT: Source input (preamp, phone, tablet, DAC, Phono Pre or other player).

3.5MM IN and OUT: Same functions as the RCA's just with Stereo 3.5 MM (1/8") jacks.

15 VDC: For connection to the included power supply.

